



# THE PATRIOT

IPMS Patriot Chapter Newsletter  
Pip Moss, Editor

Billerica, MA  
[www.ipmspatriot.org](http://www.ipmspatriot.org)



December 2025

## Meeting Info

The next Patriot Chapter meeting will take place on Friday, December 5, at the First Parish Unitarian Church in Billerica, MA. The church is located on Concord Road, just as it meets Route 3A (Boston Road) at the Billerica Town Common. The December meeting will be our annual holiday party; the doors will open at 6:30. See page 3 for more details.



One of three models that **John Walker** brought for Show-and-Tell is this nicely weathered Dodge WC-62 1½-Ton Personnel Carrier (vintage 1975 Peerless Max, salvaged from the Rich Rycroft collection of a number of years ago). John painted it with Tamiya acrylics and weathered it with Mig AMMO Dark Brown wash, pastels, powders and pencil lead. Decals are from the kit; markings are for the 32nd Infantry Division, Anti-Tank Platoon, the Philippines, 1945

## In This Issue

November Meeting Minutes.....	2
Show-and-Tell List & Raffle Report .....	2
December Party Info .....	2
Show-and-Tell Gallery .....	3
Upcoming Events .....	15
IPMS/USA Membership Form.....	15

## Minutes from the November Meeting

The meeting was called to order at 7:45 p.m. with 22 members in attendance. 1st VP Bill Michaels presided.

1. Spencer Talmage presented the treasurer's report. Patcon ended up in the black, as we suspected it might.

2. Bill called for a vote on the election of officers as recorded last month. The slate of officers was elected as presented:

George Lellios, President; Bill Michaels, 1st VP; Pip Moss, 2nd VP; Spencer Talmage, Treasurer; Austin Clark, Secretary; Mason Fitch and Mike Hirsch, members at large.

A big thank you to Richard Price, the outgoing secretary.

3. The Holiday Party is scheduled for December 5th. People should start arriving around 6—6:30 p.m., and the food will be ready by 7:00. People are encouraged to bring holiday desserts. There will a call out for specific food items this year—keep an eye on your email.

4. We will also have our annual Yankee swap. Specific Patcon rules will be reviewed just before the swap begins. Folks that wish to participate should bring a wrapped, modeling-related gift valued around \$20–\$30.

5. Bring your “Animal Kingdom” related theme build! There will be a special raffle pull for everyone who brings a model and can successfully defend their choice (don't worry, you will succeed).

6. Brewery meet-ups will likely be suspended for December and resume in January.

7. John Walker described a practice at the Granite State called “Pass the Stash.” members swap older kits, build them, and present the finished kit at a scheduled meeting. This idea will be discussed further at a later club meeting.

8. The monthly raffle has accumulated several smaller figure and vehicle kits. These are being grouped together as a single raffle prize. Diorama starters?

9. The January meeting will take place on the 9th due to New Years. The February meeting will be on the 6th.

The meeting then adjourned and was followed by Show-and-Tell and the monthly raffle.

—Alan Beeber, acting Secretary

## Show-and-Tell

Fay Chin.....1/350 USS Enterprise CNV-65 (Tamiya)  
Mason Fitch ..... 1/144 Z'Gok (Bandai)  
Chris Kizik ..... 1;144 Zaku II (Bandai)  
Kurt Kunze ..... 1/72 CCKW-553 (Waltersons)  
Jamie Michaels ..... 28mm Marie Aguillo (Privateer Press)  
Bart Navarro ..... 1/24 1956 Thunderbird (Monogram)  
1/25 1967 Olds 442 W-30 (Lindberg)  
1/35 M60 Patton(Tamiya)  
1/72 Fw 190 (Hasegawa)  
Dave Ruete ..... 1/35 M3 Stuart late production (Tamiya)  
John Walker ..... 1/35 Befehlspanzer 35(t) (CMK)  
1/35 1.5-ton Personnel Carrier (Peerless Max)  
1/35 M55 Gun Mount (Dynamo)

## Raffle Report

### November winners:

Linda Crummett, Taiya 1/48 1.5-ton Fuel Truck  
Ken Fields, Tamiya assorted 1/35 military miniatures  
Kurt Kunze, Airfix 1/35 Panzer IV Ausf. H  
Bill Michaels, Trumpeter 1/35 HH-65C Dolphin  
Jamie Michaels, Airfix 1/35 Tiger I  
Elise Williamson, Bandai 1/144 Efreet Schneid Gundam

As noted above, the December meeting on the 5th will be our annual **HOLIDAY PARTY**. The club will provide pizza, cold cuts and drinks, but attendees are encouraged to bring desserts or other snacks to round out the feast.

**SHOW-&TELL** will feature, but won't be restricted to, models built for this year's theme: **ANIMAL KINGDOM**. Hopefully many of you have been working hard to complete your group build display items. There will be a special raffle drawing for everyone who brings a newly completed theme build model.

You won't want to miss our annual **YANKEE SWAP**. It's a lot of fun, and everybody who participates will end up with a present to take home. To participate in the Swap, you just need to bring a wrapped present to the meeting. Suggested price is \$30 or less, but it's really up to you. Here are the rules: Everyone who has brought a present blind-chooses a number that determines the order in which presents are opened. After anyone has opened a present, he may, if he wishes, swap it for anyone else's previously opened present. If that happens, the swap-ee may in turn swap with someone else's previously opened present (so long as it's not the most recently swapped item), and so on until no more swaps happen. After everyone has had a turn opening a present, the person who drew the lowest number gets to swap with anybody else as desired, which may initiate one final swap-fest.



**Mason Fitch:** 1/144 Z'Gok (Bandai)  
Built OOB



## Show-and-Tell Gallery (continued)



**Bart Navarro:** 1/24 1956 Thunderbird (Monogram)

Bart built the model OOB and painted it with Gaehleri Koleido auto paint. Bart writes, "This paint is completely water base, no odor, lays down like lacquer. I applied three coats of Kaleido varnish."



**Jamie Michaels:** 28mm Warmachine Mercenaries Marie Aguillo (Privateer Press)

Jamie fabricated the plinth from a wooden block. Paints are Vallejo metal Copper, Rust and Gray. The flowers are separate. Jamie writes, "Long live the heroes of the Resistance."

Famed Llaelese duelist Marie Aguillo is a member of the Mercenary faction led by swordswoman Ashlynn d'Elise, whose efforts in leading the liberation of Llael gained her the title "The Queen's Blade" and the highest military authority in the land. The faction also includes Vayne di Brascio, a skilled gun mage who spent years as a freedom fighter under Ashlynn's command.




### **John Walker:** 1/35 Panzerbefehlswagen 35(t) (CMK)

John built the kit almost OOB, but he replaced the kit machine gun using a wall panel nail with the front of the kit part mounted on it. Paints are Tamiya acrylics weathered with Mig Dark Brown wash, pastels, powders and pencil lead. Decals are from the kit. Markings are for the 6th Panzer Division, Russia, June 1941. The figure came from an old Tamiya kit.

The Panzerkampfvagen 35(t) was a Czechoslovak-designed light tank used mainly by Nazi Germany during WW2. The letter "t" stood for tschechisch (German for "Czech"). A total of 434 were built; of these, the Germans seized 244 when they occupied Bohemia-Moravia in March 1939. The befehlswagen version was a command tank equipped with a radio.



## Show-and-Tell Gallery (continued)



**Bart Navarro:** 1/25 1967 Olds 442 W-30 (Lindberg)

Bart built the model OOB and painted it with Gaehleri Koleido auto paint. Bart writes, "This paint is completely water base, no odor, lays down like lacquer. I applied three coats of Kaleido varnish."



**Kurt Kunze:** 1/72 CCKW-353 (Waltersons)

Kurt built the model mostly OOB, but he notched the front bumper and used a Dremel tool to remove the over-scale texture on the canopy. Paints are Tamiya acrylics. Decals are from the kit. Markings are for the US Army Red Ball Express, an American truck convoy system that supplied Allied forces moving through Europe after breaking out from the D-Day beaches in Normandy.





**Chris Kizik**

**1/144 Zaku II FZ (Bandai)**

Chris painted the Gundam with Vallejo German Ochre Yellow over Vallejo Red primer; he added touches of Vallejo Black and German Gray. Weathering was achieved with AK chipping fluid for worn effects and black and rust washes. Decals are left-over German markings. Chris adds, "Saw a Gundam that looked futuristic German Armor and went with my vision. Took a kit and made it my own!"






**Dave Reute**

**1/35 M3 Stuart late production  
(Tamiya)**

Dave built the model OOB. He primed it with Mr. Surfacer 1500 Black and painted it with Tamiya acrylics, after which he applied a Winsor & Newton oil wash. Decals are from the kit. Markings are for the U.S. Army 1st Armored Regiment, 1st Armored Division, Tunisia, February 1943.






### **Bart Navarro: 1/72 Fw 190 A-8 (Hasegawa)**

Bart built the model OOB and painted it with Mr. Color acrylic lacquers. Decals are from the kit. Markings are for a plane flown by Fw. Hannes Theis of 6./JG 300, Germany, October 1944. This kit came from the Kirk collection.

The Focke-Wulf 190 A-8 was one of the last variants of the radial engine-powered "Anton" line. By 1944, the Allied bombing campaign was at an all-time high, and German aircraft were constantly receiving new changes intended for high-altitude performance. The 190 A-8 was a fairly significant improvement over the previous A-7. Additions included a 115-liter tank for increased range, more armament, and the all-important GM-1 boost, which utilized nitrous oxide compressed into a liquid and stored in a tank behind the pilot. At high altitude, nitrous oxide would be injected via the intake and was able to increase power for about 10 minutes before the tank was empty. Over 6,600 A-8s were produced at various factories, the largest number of any Fw 190. Many saw use against bomber formations and as night fighters. JG 300 flew both night fighter and bomber destroyer missions.





**John Walker**

**1/35 M55 Quad Mount  
Machine Guns (Dynamo)**

John built the kit OOB and painted it with Tamiya acrylics with weathering using Mig Dark Brown wash, pastels, powders and pencil lead. Decals are from the kit for an unknown unit. The figure is also from the kit and was painted with Vallejo acrylics.



**Fay Chin:** 1/350 USS Enterprise CNV-65 (Tamiya)

Fay built the model OOB, but added aircraft of various eras from various Tamiya sets. He used Testors paints. The model as shown in these photos depicts the ship as she looked in the 1960s.





**Bart Navarro:** 1/35 M60 Patton (Tamiya)

Bart built the kit OOB and painted it with Mr. Color acrylic lacquers and Tamiya acrylics.



## Upcoming Events

- March 28, 2026 ..... **RepLICon 33**, IPMS Long Island, Freeport Recreation Center, 130 E. Merrick Road, Freeport, NY.  
Contact James Boulukos: [jnboul19@yahoo.com](mailto:jnboul19@yahoo.com) or 516-316-4895
- March 29 ..... **Valleycon 35**, IPMS Wings & Wheels, Knights of Columbus, 460 Granby Road, Chicopee, MA.  
Contact Al LaFleche: [alfredjlaflache@gmail.com](mailto:alfredjlaflache@gmail.com) or 413-306-1270.
- April 11 ..... **Can/Am Con '26**, IPMS Champlain Valley, Williston Armory, 7846 Williston Rd., Williston, VT.  
Contact Ron Hogue: [badchek75@hotmail.com](mailto:badchek75@hotmail.com) or 802-399-8866.
- April 12 ..... **BuffCon 41**, IPMS Niagara Frontier, Justin & Columbus Hall, 2735 Union Road, Cheektowaga, NY.  
Contact Mike Butry: [falcon42177@yahoo.com](mailto:falcon42177@yahoo.com) or 716-940-5624
- June 13 ..... **NoreastCon 53**, The Dome Arena, 2695 East Henrietta Rd, Henrietta, NY  
Log on to <https://ipmsrochester.org/noreastcon-53>
- August 5-8 ..... **IPMS National Convention**, Grand Wayne Convention Center, Fort Wayne, Indiana  
Log on to <https://ipmsnationals.org/>
- October 2 ..... **Armorcon**, Northeast Military Modelers Asso., Wyndham Southbury Hotel, Southbury, CT.  
Contact Matt Toms: [ssgtoms@sbcglobal.net](mailto:ssgtoms@sbcglobal.net)
- October 19 ..... **GraniteCon 33**, Granite State Modelers, Weare Middle School, Weare, NH.  
Contact Rodney Currier: [nickmatt2@roadrunner.com](mailto:nickmatt2@roadrunner.com) or 603-726-3876

## IPMS/USA MEMBERSHIP FORM

IPMS No.: \_\_\_\_\_ Name: \_\_\_\_\_  
If Renewing First Middle Last  
 Address: \_\_\_\_\_  
 City: \_\_\_\_\_ State: \_\_\_\_\_ Zip: \_\_\_\_\_  
 Phone: \_\_\_\_\_ E-mail: \_\_\_\_\_  
 Signature (required by P.O.): \_\_\_\_\_

Type of Membership ☐ Adult, 1 Year: \$30 ☐ Adult, 2 Years: \$58 ☐ Adult, 3 Years: \$86  
☐ Junior (Under 18 Years) \$17 ☐ Family, 1 Year: \$35 (Adult + \$5, One Set Journals) How Many Cards? \_\_\_\_\_  
☐ Canada & Mexico: \$35 ☐ Other / Foreign: \$38 (Surface) Checks must be drawn on a US bank or international money order  
 Payment Method: ☐ Check ☐ Money Order

Chapter Affiliation, (if any): \_\_\_\_\_

If Recommended by an IPMS Member, Please List His / Her Name and Member Number:

Name: \_\_\_\_\_ IPMS No.: \_\_\_\_\_

**IPMS/USA**

Join or Renew Online at: [www.ipmsusa.org](http://www.ipmsusa.org)

P. O. Box 45235

Omaha, Nebraska 68145-0235

Email: [manager@ipmsusa.org](mailto:manager@ipmsusa.org)